

# Home Learning – Cuddington and Dinton C of E Primary School

## Years 2 – Daily Lesson Plans

### Day 1

**Lesson 1**  
Phonics  
/j/ written  
as 'g(e)',  
'g(i)', 'g(y)'

Today we are going to learn about the phoneme /j/ written as 'g(e)', 'g (i)' and 'g (y)'.

Task 1: Read the words below:

gem gible t gypsy energy

Now get an adult to read these words out and use your segmenting to spell each one.

gene Gill clergy

Task 2: Use one of the above words in a sentence.

**Lesson 2**  
Maths  
Recognising  
Coins.

First watch this video <https://vimeo.com/470140979> then complete the questions.

1. Organise the coins into pounds and pence.

Can you name each coin?



2. Write down the value of each coin.



3. Match the equal values.



4. Which is the odd one out? Why?

20 p

8 p

2 p

10 p

**Lesson 3**  
English  
Non  
Negotiables  
Editing.

**Spot the punctuation and spelling mistakes in these sentences and then re write them with the correct punctuation.**

1. the Children in year 2 whent on a school trip
2. wat did you learnt about amy johnson
3. the littul boy was silly Bcos he climbed the tree but fell and hert himself
4. my perunts sed I have to go tO school
5. how meny childrun are in the class
6. Can I Get a glass of worter please
7. wHere do you live
8. The gardener worked hArD to cUt the gras and worter the plants
9. wat dai is your birthday
10. my perunts gAve me sum munny For Christmas



## Avoid the Defenders PE Home Learning



### Time to Learn:

- Choose a start point and place another marker at the opposite end of the space.
- Layout objects; teddy bears, cones across the playing area. These are known as the defenders.
- Can you dribble using your feet, from the starting point, around the marker and back avoiding the defenders?
- If you dribble around the markers and back you score one point. If you hit a defender they score one point. The first to score five points are the winners.



**Start with three defenders.**  
Only add more defenders when you find the activity easy.

**How many points can you score?**  
Every time you hit a defender take a point off.

**Play against someone else.**  
Who can score the most points after three minutes?

### Top Tips

#### Dribbling: Feet

- Keep the ball close to you, use small touches.
- Try to use the inside and outside of you foot to keep control.

### Let's Reflect

Why did you need to keep the ball close to you?  
What did you learn after each run through to help with the next dribble?

## Day 2

### Lesson 1 Phonics

/j/ written as 'g(e)', 'g(i)', 'g(y)'

Today we are going to learn about the phoneme /j/ written as 'g(e)', 'g(i)' and 'g(y)'.

Task 1: Read the words below:

age    ginger    urgent    gym

Now try these words.

# margin angel germ

Task 2: Complete the worksheet below.

1 Put a ring round the word that fits.



danger  
large  
angel



margin  
giraffe  
giblet



giant  
gypsy  
ginger

2 Write in the best words for the missing words.

energy magic ginger margin large

A funfair came to town with a \_\_\_\_\_ number of caravans. The men needed lots of \_\_\_\_\_ to set up the shows and stalls. In the big tent, a clown with \_\_\_\_\_ hair and baggy trousers performed \_\_\_\_\_ tricks.

3 Circle the first letter in the words.

Write each of the first letters in one of the boxes in order of the alphabet.

margin engine gym urgent angel

--	--	--	--	--

Now write the words starting with these first letters in the boxes below.

1 angel	2	3	4	5
---------	---	---	---	---

**Lesson 2**  
English  
Nouns and  
adjectives.

A noun is a naming word. Nouns name objects people or places.

An adjective is a describing word and describes a noun.

Sort the following words into nouns and adjectives.

Then write some sentences using the words.

car	beautiful	tasty	dog
soft	flower	cake	cold
tiger	grainy	pretty	girl
fluffy	monster	princess	scary
sand	dangerous	colourful	water

### Lesson 3

#### Maths Recognising Notes



First watch this video again to revise yesterday's learning <https://vimeo.com/470140979> then complete the questions.



What is the value of each note?

How many of each note can you see?



There are \_\_\_\_ 5 pound notes.  
There are \_\_\_\_ 10 pound notes.  
There are \_\_\_\_ 20 pound notes.

One  =  

One  =  

5

EXT – Always, Sometimes Never?

'Money in notes is worth more than money in coins.'

**Lesson 4**  
**Outdoor**  
**learning**  
**Birdwatchin**  
**g**

## Look Closer

Birds have different coloured feathers and markings. Can you think of some reasons why?

Take a look outside for a few minutes and add the colours and markings you see on different birds to the drawings below.



Colours, feathers and markings help a bird stand out to attract a mate, or blend in to hide from danger. These qualities also help us identify our feathered friends! Can you find out the name of each bird you spotted?

### Three Little Birds

If you are new to learning about birds, try to learn three new things at a time. Try identifying three different types of birds, or find out three habits of one bird.

What do you notice about bird habits? Watch closely and try to spot the following:

- Where do they find their food?
- What do they look like in flight?
- Male and female birds of the same species can look different. Can you spot them?

#makemorespaceformature





### Day 3

**Lesson 1**  
phoneme /j/  
written as  
'dge'

Today we are going to learn about the phoneme /j/ written as 'dge'

Task 1: Read the words below:

bridge fudge budge hedge

Now get an adult to read these words out and use your segmenting to spell each one.

sledge sludge judge

**Lesson 2**  
Maths  
Count  
Money  
pence

First watch this video <https://vimeo.com/471306740> then complete the questions.

Count the money.



Use <, > or = to compare the money.



Count the money.



EXT -

Jack selects four of these coins.



He can use the coins more than once.

What total could he make?

What is the lowest total?

What is the greatest total?

**Lesson 3**  
English

**First watch this video on statements and questions.**

[Year 2 - Statements and Questions - YouTube](#)

**Then complete this dance challenge.**

[Grammar for kids statement or question? - YouTube](#)

**Task:**

**Decide whether these sentences are a statement or a question and add the missing punctuation. Kate went to catch the bus**

1. What is your favourite colour
2. Oliver is an amazing person
3. How old are you next year
4. Where did the bug fly to
5. My friend has a cute fluffy dog
6. What year was I born
7. There are 28 children in my class
8. How many children in the whole of year 2
9. I have enjoyed learning about sliders

**Lesson 4**  
Music

Click on the link below and listen to the song.

<https://www.singup.org/singupathome/i-love-the-flowers>

Sing the song through a few times and learn the lyrics.



	<p>Can you draw or create an picture/sculpture based on your favourite flowers.</p>
--	---

EXT – If you can, you may want to record your performance of the song.

## Day 4

### Lesson 1 Phonics

Today we are going to learn about the phoneme /j/ written as 'dge'

Task 1: Read the words below:

edge badger smudge ledge

Now get an adult to read these words out and use your segmenting to spell each one.

dodge gadget lodge

- 1 Put a ring round the word that fits.



fridge  
hedge  
bridge



lodge  
ledge  
sledge



budget  
badger  
gadget

- 2 Write the best 'ge' or 'dge' words for the missing words.

bridge badger hedge judge edge

Gemma took her dog, Smudge, for a walk along the road with a green \_\_\_\_\_ at the side. Soon they came to a \_\_\_\_\_ over a stream, where they saw a black and white \_\_\_\_\_. It was playing on the \_\_\_\_\_ of the water.

- 3 Circle the first letters in the words below. Write each of the letters in one of the boxes in order of the alphabet.

fudge dodge bridge Smudge ledge

--	--	--	--	--

Write the words starting with these first letters in the boxes below.

--	--	--	--	--

### Lesson 2 English Past and Present tense

First watch this video on how to write using past and present tense.

[KS1 English - Spagtastic Past and Present Tenses - YouTube](#)

Now complete the below task below.

Past tense – something that has already happened.


Present tense – something that is happening now.

Sort the words into past and present tense and then write 10 sentences using some of the words.


fell	telling	eat	sang
climb	ran	threw	help
hugged	throwing	eating	running
jumping	helped	climbed	falling
ate	hug	singing	jumped


**Lesson**  
**3**  
**Maths**

First watch this video <https://vimeo.com/471307411> then complete the questions.

 Count the money.



 Complete the bar models.



 Match the money to the correct total.



£25

£60

£10

Which is the odd one out? Explain why.

**Lesson 4**  
Science  
Shadows

Activity  
Card  
Attached to the  
year 2  
page.

# Sneaky Shadow

## Organiser's Card



### About the activity

This activity is designed to get children thinking about shadows.

Cosmic has lost his shadow. He knows that it was with him all day but now it is missing. Gem and Aunt Stella try to help him to find it. Gem finds it under the street lamp and Aunt Stella finds it on the wall. Where has the sneaky shadow been hiding?

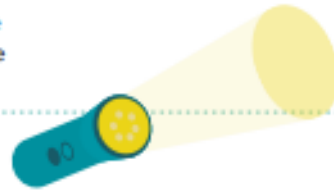
Through this activity you will support your group to:

- Think about how shadows are made
- Experiment with making shadows indoors and outside
- Record their results and create a shadow play to share



### Kit list

- Torches or other light sources
- Card or thick paper – coloured translucent material can add interest
- Shadow theatre – light source (projector or bright lamp), screen (made of translucent material) e.g. a white sheet
- Sticks to attach to the shadow puppets
- Musical instruments (optional)



### What to do

1. Follow the instructions on the ACTIVITY CARD. Make sure you give children time to talk about their ideas.
2. Read the story. Get the children to talk about the questions and the opinions of Cosmic, Gem and Aunt Stella.
3. Children can explore shadows using torches or other light sources.
4. They can make shadow puppets and make up plays.
5. Children can make shadow puppets and make up plays.
6. Children can cut out a variety of shapes e.g. people, animals or cars. They can use them to create a shadow play.
7. Some children may need help to think of a story for their play.
8. Let them share their play.
9. There are follow up activities for children who want to do more finding out and earn a bonus sticker.

### Day 5

**Lesson 1**  
Language  
Lesson

Today we are going to learn about the phoneme /s/ written as 'ce', 'ci' and 'cy'.

Task 1: Read the words below:

**It's I'm I'll I've**

- "it's" stands for "it is" - the apostrophe replaces the 'i' of "is".

- "its" (without an apostrophe) is a possessive pronoun.
- "I'm" stands for "I am" - the apostrophe replaces the 'a' of "am".
- "I'll" stands for "I will" - the apostrophe replaces the 'wi' of "will".
- "I've" stands for "I have"; the apostrophe replaces the 'ha' of "have".

Now can you read this sentences.

I've seen a badger.

It's full of energy.

Now write this sentence out. Get an adult to read the sentence out for you to hear.

I'm allowed to eat fudge.

Task 2: Complete the worksheet below.

- 1 Read the title. Read each sentence.  
Decide which sentence is first, second or third.  
Write first, second or third in the box.**

### **Late for school**

They missed the school bus. is the \_\_\_\_\_  
sentence.

"I'll take you in the car,"  
said Mum. is the \_\_\_\_\_  
sentence.

Gemma and Madge were  
late for school. is the \_\_\_\_\_  
sentence.

- 2 Draw the picture for each sentence.**

*First sentence*

*Second sentence*

*Third sentence*

**Lesson 2**  
Maths

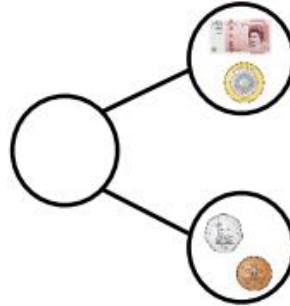
First watch this video <https://vimeo.com/471307831> then complete the questions.

How much money is there altogether?



There is £\_\_\_ and \_\_\_p.

Complete the part-whole model.



What's the same and what's different about the parts?

Fill in the gaps to make the statements correct.

- £10 + £5 + 50 p = £\_\_\_ and \_\_\_p
- £20 + £2 + 10 p + 10 p + 2 p = £\_\_\_ and \_\_\_p
- £5 + £\_\_\_ + 50 p + 20 p + 20 p + 1 p = £10 and \_\_\_p

**Lesson 3**  
English  
Story  
Writing

### Above the Sky Story Writing

Using some of the skills you have developed this week, can you write a short story for the picture below.

Answer these questions first to help develop your ideas. You may want to get an adult to help you with this stage.

- What can you see?
- Who is the woman?
- Why is she holding an umbrella and a bag?
- Where did she come from? Where is she going?

Remember to use your non negotiables and to use your segmenting to help you spell.

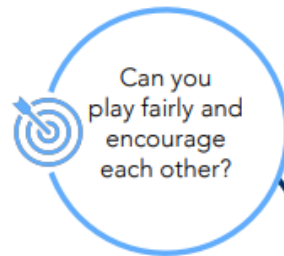




**Lesson 4**  
PE



## Inside Out PE Home Learning



### Time to Learn:

- Lay out items of clothing on the floor in a safe space, making sure that some items of clothing are turned inside out.
- Player one is going to try and turn all the items of clothing inside out, player two is going to try and turn all the items of clothing the right way round.
- Play for three minutes. At the end of the game the player who has the most pieces of clothing 'their way' is the winner.



### Top Tips

On your toes!

- Moving on the balls of your feet and bending your knees will help you move quicker to each object!



### Let's Reflect

Were you able to move on the balls of your feet to be quick?

If you did not win, what could you do differently next time?