






Home Learning – Cuddington and Dinton C of E Primary School

Year 2 – Daily Lesson Plans

Day 1

<p>Lesson 1 Phonics, Spelling or Guided Reading</p>	<p>Phonics</p> <ol style="list-style-type: none">Flash card practice - https://www.youtube.com/watch?v=te8ExLORkCY or 'Flash card speed trial' on Phonics Play. https://www.phonicsplay.co.uk/resources/phase/2/flashcards-speed-trialsCan you find all the different /or/ sounds in the text below? How many different graphemes make the /or/ sound? <i>or (fork), aw (lawn), au (August), al (talk), our (four), ore (ignore), oor (floor)</i> <div data-bbox="387 510 1374 992"></div> <p>Spelling Please practise your weekly spellings.</p> <p>Guided Reading</p> <div data-bbox="280 1160 874 1955"><p>Firey Dragon Jelly</p><p>9 Did you know that dragons love to eat jelly?</p><p>12 You Will Need:</p><ul style="list-style-type: none">17 • two packets of red jelly;19 • hot water;22 • nine hot chillies;24 • hot sauce.<p>25 Method:</p><ol style="list-style-type: none">37 1. Break up the cubes of jelly and place them into a38 bowl.46 2. Add hot water to the jelly cubes.54 3. Quickly, mix until the liquid is smooth.62 4. Chop up the chillies into small pieces.70 5. Mix the chillies into the jelly liquid.79 6. Carefully, pour the jelly liquid into a mould.88 7. Pop the mixture into the fridge to set.100 8. To serve, pour hot sauce over the top of the jelly.<p>112 Do not make this jelly for your party. It is only a</p><p>116 tasty snack for dragons!</p></div> <div data-bbox="882 1160 1495 1955"><p>Quick Questions</p><ol style="list-style-type: none"> 1. How many hot chillies do you need to add to the jelly? _____ 2. Why is the word 'carefully' used when pouring the jelly liquid? _____ _____ 3. Why do you think that dragons like chillies and hot sauce with their jelly? _____ _____ 4. Using 20 words or fewer, sum up why you should not make this jelly for your party. _____ _____ _____</div>
<p>Lesson 2 Maths</p>	<p>Please find two MyMaths activities for you to complete.</p>

Lesson 3
English

LO: Can I write a coherent sentence?
Look at the picture below and discuss.



- What does the expression 'if looks could kill' mean?
- What do you think the bird is angry about?
- What kind of bird is it?
- Do birds have feelings like humans?
- What do you think the bird is looking at?
- What different colours can you see on the bird?

Task 1:

After discussing the picture draw a picture of what you think the bird is looking at. What has made him so angry.

Task 2:

Can you make the sentences below even better? Think of including exciting language, conjunctions, more information, exciting sentence starters.

The black bird stared.

It had black feathers and black legs.

It had a black beak.

It was bad.

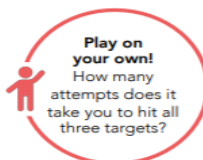
Lesson 4
PE



Battleships
PE Home Learning

Time to Learn:

- Play with a partner. Each player places three targets known as battleships in front of them.
- Players take turns to throw an object towards their opponent's battleships.
- Each time a battleship is hit, it is removed.
- Players are not allowed to stop the object from hitting a battleship.
- The winner is the first player to hit all of their partner's battleships.



Top Tips

Throwing Underarm

- Step forwards with one foot, releasing the ball from low to high using your opposite hand.

Let's Reflect

What did you learn after each throw to adapt for the next?
How did you keep focused?

Day 2

Lesson 1 Phonics, Spelling or Guided Reading

Phonics

Please play the game below. Practise adding suffixes to root words. Can you put any of the words into a sentence?

<https://www.spellingplay.co.uk/planning-and-resources/year-2/vowel-suffixes/violets-vowel-suffixes>

Spelling

Please practise your weekly spellings.

Guided Reading



Dilly and the Three Monsters

11 Once upon a time, there lived a small boy called Dilly.
22 One day, Dilly went for a walk in the mountains and
32 found a cave made from chocolate. He knocked on the
42 wall but nobody answered so he went inside. At the
52 table, there were three bowls of hot soup. Dilly tasted
63 the soup from the large bowl. "This soup is too thick!"
73 he cried. He tasted the soup from the medium bowl.
83 "This soup is too lumpy!" he moaned. Then, he tasted
94 the soup from the small bowl. This soup was just right
106 so he ate it all up. As he was eating, the three
115 monsters came home. Dilly was so surprised that he
125 jumped over the table and ran all the way home.

Quick Questions



1. What did Dilly find in the mountains?



2. Why do you think that Dilly ran all the way home after meeting the monsters?



3. Find and copy **two** words from the text that the author has used instead of 'said'.



4. Number these lines from 1 to 3 to show the order that they appear in the text.

This soup was just right.

This soup is too thick.

This soup is too lumpy.

Lesson 2 English

LO: Can I use adjectives?

Task 1: Can you make a list of as many words you can think of that describe the colour black in more detail? Here are a few of mine...

jet inky pitch midnight dark soot coal obsidian funereal gloomy sorrowful

Task 2:

Can you use these alternative words for black to describe the bird? Write several sentences using your new words.

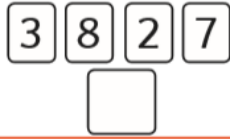


Lesson 3 Maths

Please complete the maths activity mat below. It will cover lots of different areas which we have covered some far this year.

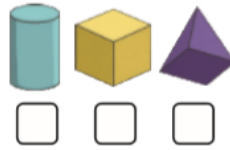
Section 1

Make the lowest two-digit number you can with the cards. You can only use each digit once.



Section 2

Which 3D shape has three faces? Tick the correct shape.



Section 3

$$45 - 15 = \square$$

$$28 - 17 = \square$$

$$33 - 11 = \square$$

Section 4

23 people are watching a film. 12 people leave before the end. How many people watch the film until the end?



Section 5

Write two different ways of making 10p using 1p, 2p and 5p coins.

Section 6

What are the next three numbers?

13, 16, 19, , ,



Section 7

If $52 = 50 + 2$, then $63 =$

Section 8

Measure the line.



cm

Lesson 4 Outdoor learning

Outdoor Number Poems

Use a simple framework to create effective poetry

5-9

Writing



Background

Many poems are shaped around a number sequence or rhythm and it can provide useful scaffolding for creating poetry.

Rhyming verse often requires the same number of syllables per line.

Haiku is a form of Japanese poetry comprising of 3 lines. The first and last have 5 syllables and the middle line has 7. They rarely rhyme and often feature images to capture the essence of a moment, a place or a scene.

The Fibonacci sequence could even inform the number of syllables per line i.e. (1,1,2,3,5,8).

Equipment

- Flat tarmac space
- Availability of small natural materials like pebbles, twigs, leaves, seeds and so on
- Chalk

Activity


1. Have the children in groups of 5 and number the team members from 1-5.
2. Number 1's bring back 1 natural object that catches their eye for their group.
3. Number 2's bring back 2 matching natural objects different from the first object.
4. Number 3's bring back 3, different from the other items gathered by their group and so on.
5. The groups then lay out a phrase as: **Number - Adjective - Alliteration - Noun** e.g. "Three green, spiky, conker-cases."
6. The group writes out their lines in numerical order as a poem - either on paper or chalked onto the playground.

Day 3

Lesson 1 Phonics, Spelling or Guided Reading


Phonics and spelling

Today, I would like you to practise the /or/ phoneme. Use the table below to help you practise some spellings. Can you put them into any sentences?

Alternative spellings for the **or** phoneme 

or	aw	au	al	our	augh
for	saw	Paul	all	four	caught
fork	paw	haul	always	pour	naughty
cord	claw	launch	talk	your	taught
sort	lawn	haunt	wall	court	daughter
born	yawn	August	ball	fourth	
torn	shawl	author	call	course	

Guided Reading



Marvellous Moon Tours

9 Have you ever dreamt about riding in a rocket
14 and flying to the Moon?
22 Well, Marvellous Moon Tours could now make your
31 dreams come true! For the tiny price of thirteen
40 thousand pounds, you can book your place on a
46 shuttle and become a real-life astronaut!
56 Before your space trip, you will need to take part
64 in an exciting week of astronaut training. Then,
75 it is time to fasten your seatbelts for your once in
81 a lifetime journey into outer space!
90 Look at our website and book your space holiday
91 today!

Quick Questions



1. Why do you think that the advert starts with a question?



2. How much does a Moon tour cost?



3. Why do people who book a Moon tour have to do a week of training?



4. Would you like to book a Moon tour?

Lesson 2 Maths

Please complete the maths activity mat below. It will cover lots of different areas which we have covered some far this year.

Section 1
three days before

Wednesday

three days after

Section 2
Circle the tens in these numbers.

158

74

182

Section 3
Continue the pattern.



Section 4

$$35 - 15 = \square + \square$$

$$21 - 7 = \square + \square$$

Section 5
Complete this sentence.

A —

B —

Line A is cm shorter than line B.

Section 6
What is the total?



Section 7
Name a 3D shape that has a circle as one of its faces.



Section 8
Insert a number to make these calculations correct.

$$77 < \square$$

$$46 > \square$$

Lesson 3
English

LO: Can I write a coherent sentence?
Look at the picture below and discuss.



- Where do you think Zoya got the dragon egg?
- How did she get it to hatch? Why has Zoya left home?
- Did she tell anyone about the dragon?
- What do you think she is planning to do with the dragon?
- Where is she taking it?
- Are there other dragons like it?
- How will she feed it?
- What is causing the shadow in the snow behind her?

Task 1:

Can you make the sentences below even better? Think of including exciting language, conjunctions, more information, exciting sentence starters.

Zoya held the dragon in her hands.
It had scales and wings.
It had a beak and horns.
She felt excited.

Lesson 4
Computing

We are going to use an online program to practise typing with two hands. The more we practise, the easier typing will become for us.

Please start with Level 1.

BBC Dance Mat Typing:

<https://www.bbc.co.uk/bitesize/topics/zf2f9j6/articles/z3c6tfr>

You may find it tricky but keep trying and, with practise, it will become easier for you. This is a skill that you will be able to use throughout your life.

Day 4

Lesson 1 Phonics, Spelling or Guided Reading

Phonics and spelling

For phonics today, please practise spelling numbers. You can use the link below to help.
<https://www.spellingplay.co.uk/planning-and-resources/year-2/homophones/spelling-numbers>

Challenge: Can you include a word from your weekly spelling list and a number written as a word within a sentence?

Guided Reading



Who Is Buzz Aldrin?

8 Edwin 'Buzz' Aldrin was born on 20th January
16 1930, in America. When he was younger, his
24 sister called him Buzz. People have continued to
30 call him this throughout his life.

35 What Is He Famous For?

43 In 1969, along with two other astronauts, Buzz
51 travelled on a spacecraft called Apollo 11. The
58 shuttle landed and Buzz Aldrin became the
67 second person to walk on the Moon. The walk
75 was shown on live television and was watched
83 by 600 million people all over the world.

92 Buzz spent over two hours outside of the spacecraft
99 and collected around eighteen kilograms of moon
100 rocks.

Quick Questions



1. Where was Buzz born?



2. In what year did Buzz walk on the Moon?



3. Why do you think so many people watched the Moon landing on television?



4. What do you think happened when Buzz came back to Earth?

Lesson 2 English

LO: Can I write a coherent sentence?

Using the picture that you looked at yesterday we will use it to inspire a story or a part of a story. I have started the story so you can continue it.

When the dragon had hatched, crawling out of its shell onto her bed, Zoya knew that her life would never be the same again.



Lesson 3 Maths

Please complete the maths activity mat below. It will cover lots of different areas which we have covered some far this year.

Section 1

$23+21 = \square - \square$

$26+15 = \square - \square$

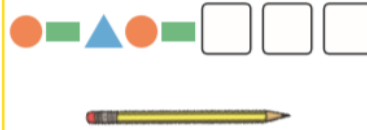
Section 2

Draw two lines of symmetry on the square.



Section 3

Continue the pattern.



Section 4

Circle the ones in the following numbers.

243
189
84

Section 5

What unit of measurement would you use to measure the height of the house?

- km m
 mm £

Section 6

two months before

June

two months after

Section 7

£2 and
25p = £2 + + 20p

£5 and
60p = + 50p + 10p

£1 and
71p = £1 + 50p + 20p +

Section 8

Match the answer with the correct calculation.

Lesson 4 Art

LO: Can I consider tints and shades when painting an image?

For your Art lessons for the next two weeks, you are going to think about one of your favourite stories. Over the two lessons, you will create backdrops and shadow puppets to use to recreate your story.

Task: Create either one main backdrop or a range of backdrops for your story. You can use a picture from your story to help you or you can create a new setting design.

Please draw your setting using pencil first. Then, I would like you to use paint to add your colour and detail. Think about how we have used paint in school and how we can change the pure colour by adding white to make tints and by adding black to make shades.

Tints, shades and tones

Few artists use only pure colours from around the colour wheel.
Often artist will use tints, shades and tones when mixing colours.







Tint



Shade

Please take your time on this. It should be clear what your setting is, and it must include detail. Please then keep your setting(s) safe, ready for next week.

Day 5

<p>Lesson 1 Phonics, Spelling or Guided Reading</p>	<p>Phonics Please play the game below. Practise adding suffixes to root words. Can you put any of the words into a sentence? https://www.spellingplay.co.uk/planning-and-resources/year-2/vowel-suffixes/violets-vowel-suffixes</p> <p>Spelling Please complete your spelling test</p> <p>Guided Reading</p> <div data-bbox="352 483 871 674"></div> <p>A Space Adventure!</p> <p>9 One day, Jacob and Oscar had a wonderful space 16 adventure! They climbed into their rocket and 26 shot off up into space. Jacob wanted to see aliens 34 and monsters. Oscar wanted to discover a new 35 planet.</p> <p>44 After a bumpy journey, they landed on a rocky, 53 purple planet and they climbed out to start to 59 explore. Suddenly, Oscar saw some funny-looking 67 footsteps. Being very brave, the boys decided to 75 follow them. They walked and walked until they 83 noticed something green and furry behind a huge 89 space rock. What could it be?</p> <p>97 Slowly, they walked up to take a peek...</p> <div data-bbox="979 488 1305 533"><h3>Quick Questions</h3></div> <div data-bbox="906 568 986 629"></div> <p>1. What did Jacob hope to see in space? _____</p> <div data-bbox="895 658 995 770"></div> <p>2. Which adjective has the author used to show that the boys didn't have an easy trip into space? _____</p> <p>Why were the boys 'being very brave'?</p> <p>_____</p> <p>_____</p> <p>_____</p> <div data-bbox="906 808 995 936"></div> <p>3. What do you think happened next? _____</p> <p>_____</p> <p>_____</p>
<p>Lesson 2 Maths</p>	<p>For your maths learning today, please complete the MyMaths tasks set.</p> <p>You can also spend some time on Numbots or TTRockstars. Your username and passwords will be in your Learning Logs.</p>
<p>Lesson 3 English</p>	<p>LO: Can I use exciting language?</p> <p>Zoya had found her own dragons and helped to hatch them. Imagine you have found an egg and it has just hatched!</p> <p>What does your dragon look like? What environment does it like to live in? What does it eat? Can it do anything magical?</p> <p>Task: Draw your dragon and write some descriptive sentences. Do not forget to include:</p> <ul style="list-style-type: none">* adjectives* similes* exciting sentence starters* adverbs* range of punctuation



Target Treasure PE Home Learning



Can you focus on the target to help you be accurate?

Time to Learn:

- Place a selection of targets five large steps away from your starting line.
- Players take turns to throw an object towards the targets from behind the starting line.
- Each time a target is hit, it is taken by the thrower and becomes their treasure.
- The winner is the player to have the most pieces of treasure after all the treasure is gone.



Play on your own.
Can you hit all of the targets in the least amount of throws?

Play for three minutes!
The player with the most treasure at the end of the game is the winner.

Have a competition!
Play against different family members.

Top Tips

Throwing Underarm

- Step forwards with one foot, releasing the ball from low to high using your opposite hand.



Let's Reflect

What was the difference between your throws that were accurate and your throws that missed?

Why do you need to use the correct throwing technique?